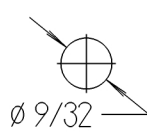
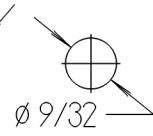
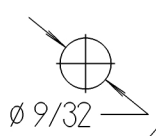


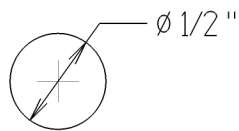
VOLUME

LOUDNESS

DISTORTION



GGI



- 1) Cut on dashed lines
- 2) Fold to right angles on solid lines
- 3) Place over enclosure
- 4) Center on enclosure and tape in place
- 5) Center punch at all + marks
- 6) Carefully remove paper and use as a guide for drill sizes